



FLOW

by ENYROOM



# *FLOW VÄVAR*

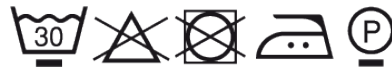
Produktblad






## IRIS 310 CM

Model number	110878
Brand	Kobe
Usage	Sheer
Look & feel	Linen Blend / Look
Composition	95% PolyAcryl 5% Linen
Pattern	Plain / Semi Plain
Weight gm/lm	357
Weight gm/m <sup>2</sup>	115
Colorfastness to light	5
Shrinkage %	1
Number of colors	18
Usable for Roman Blinds	YES
Turn for Roman Blinds	YES
Turn for continuous confection	YES



### Available colors






## ISLA 315 CM

Model number	111499
Brand	Kobe
Usage	Sheer
Look & feel	Openweave Linen Blend / Look Metallic Look
Composition	54% Recycled Polyester 46% Polyester
Pattern	Plain / Semi Plain
Weight gm/lm	378
Weight gm/m2	120
Colorfastness to light	5
Shrinkage %	1
Number of colors	11
Usable for Roman Blinds	NO
Turn for Roman Blinds	NO
Turn for continuous confection	YES



### Available colors






## LEVANTO 320 CM

Model number	110704
Brand	Kobe
Usage	Curtain
Look & feel	Linen Blend / Look
Composition	92% Linen 8% Polyester
Pattern	Plain / Semi Plain
Weight gm/lm	432
Weight gm/m <sup>2</sup>	135
Colorfastness to light	4-5
Shrinkage %	1,5
Number of colors	46
Usable for Roman Blinds	NO
Turn for Roman Blinds	NO
Turn for continuous confection	YES



### Available colors








## MASTERLY CS 295 CM

Model number	111199
Brand	Kobe
Usage	Curtain
Look & feel	Linen Blend / Look
Composition	100% Trevira CS
Pattern	Plain / Semi Plain
Weight gm/lm	693
Weight gm/m2	235
Colorfastness to light	5
Shrinkage %	1
Number of colors	25
Usable for Roman Blinds	YES
Turn for Roman Blinds	YES
Turn for continuous confection	YES



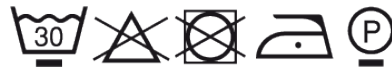
### Available colors






## MICA FR 300 CM

Model number	111387
Brand	Kobe
Usage	Dim-out
Look & feel	Jacquard pattern
Composition	100% Polyester FR
Pattern	Pattern
Pattern Height	30
Pattern Width	37,5
Weight gm/lm	870
Weight gm/m2	290
Colorfastness to light	5
Shrinkage %	1
Number of colors	10
Usable for Roman Blinds	YES
Turn for Roman Blinds	NO
Turn for continuous confection	NO



### Available colors



### Documents

MICA FR-B1 PRE-TEST.pdf



ENYROOM AB  
Västervägen 6, 302 50 Halmstad  
www.enyroom.se  
Tel: 035-14 42 90






## MIMOSA 295 CM

Model number	111534
Brand	Kobe
Usage	Curtain
Look & feel	Chenille
Composition	100% Polyester
Pattern	Plain / Semi Plain
Weight gm/lm	738
Weight gm/m2	250
Colorfastness to light	4
Shrinkage %	1
Number of colors	10
Usable for Roman Blinds	NO
Turn for Roman Blinds	NO
Turn for continuous confection	YES



### Available colors






## QUARTZ 300 CM

Model number	111327
Brand	Kobe
Usage	Curtain
Look & feel	Wool Blend / Look
Composition	41% Polyester 35% Cotton 17% Viscose 7% Wool
Pattern	Plain / Semi Plain
Weight gm/lm	540
Weight gm/m2	180
Colorfastness to light	5
Shrinkage %	1
Number of colors	13
Usable for Roman Blinds	YES
Turn for Roman Blinds	YES
Turn for continuous confection	NO



### Available colors








## SPEZIA FR 300 CM



Model number	110927
Brand	Kobe
Usage	Curtain
Look & feel	Linen Blend / Look
Composition	100% Polyester FR
Pattern	Plain / Semi Plain
Weight gm/lm	954
Weight gm/m2	318
Colorfastness to light	5
Shrinkage %	1
Number of colors	26
Usable for Roman Blinds	YES
Turn for Roman Blinds	YES
Turn for continuous confection	YES



### Available colors






## TRENCH FR 300 CM

Model number	111509
Brand	Kobe
Usage	Dim-Out
Look & feel	Linen Blend / Look
Composition	100% Polyester FR
Pattern	Plain / Semi Plain
Weight gm/lm	930
Weight gm/m2	310
Colorfastness to light	5
Shrinkage %	1
Number of colors	17
Usable for Roman Blinds	YES
Turn for Roman Blinds	YES
Turn for continuous confection	YES



### Available colors



### Documents









by ENYROOM

ENYROOM AB  
Västervallvägen 6, 302 50 Halmstad  
[www.enyroom.se](http://www.enyroom.se)  
Tel: 035-14 42 90